



DAVIS JOINT UNIFIED SCHOOL DISTRICT
FACILITIES MASTER PLAN

EDUCATIONAL PROGRAM VISION / CHARTER ACADEMY **3.4** SECTION



This page has intentionally been left blank.

SECTION 3.4





Stacey Middle School



Warner Middle School



San Marcos High School

DESIGN OBJECTIVES & CHARACTERISTICS

Classrooms should be organized in a way that provides easy access and clear visibility to shared collaboration areas and outdoor learning areas. This fosters student-to-student and teacher-to-teacher collaboration and professional development, and encourages the sharing of materials.

Colab space should be a minimum of 200 to 300 square-feet per classroom it serves.

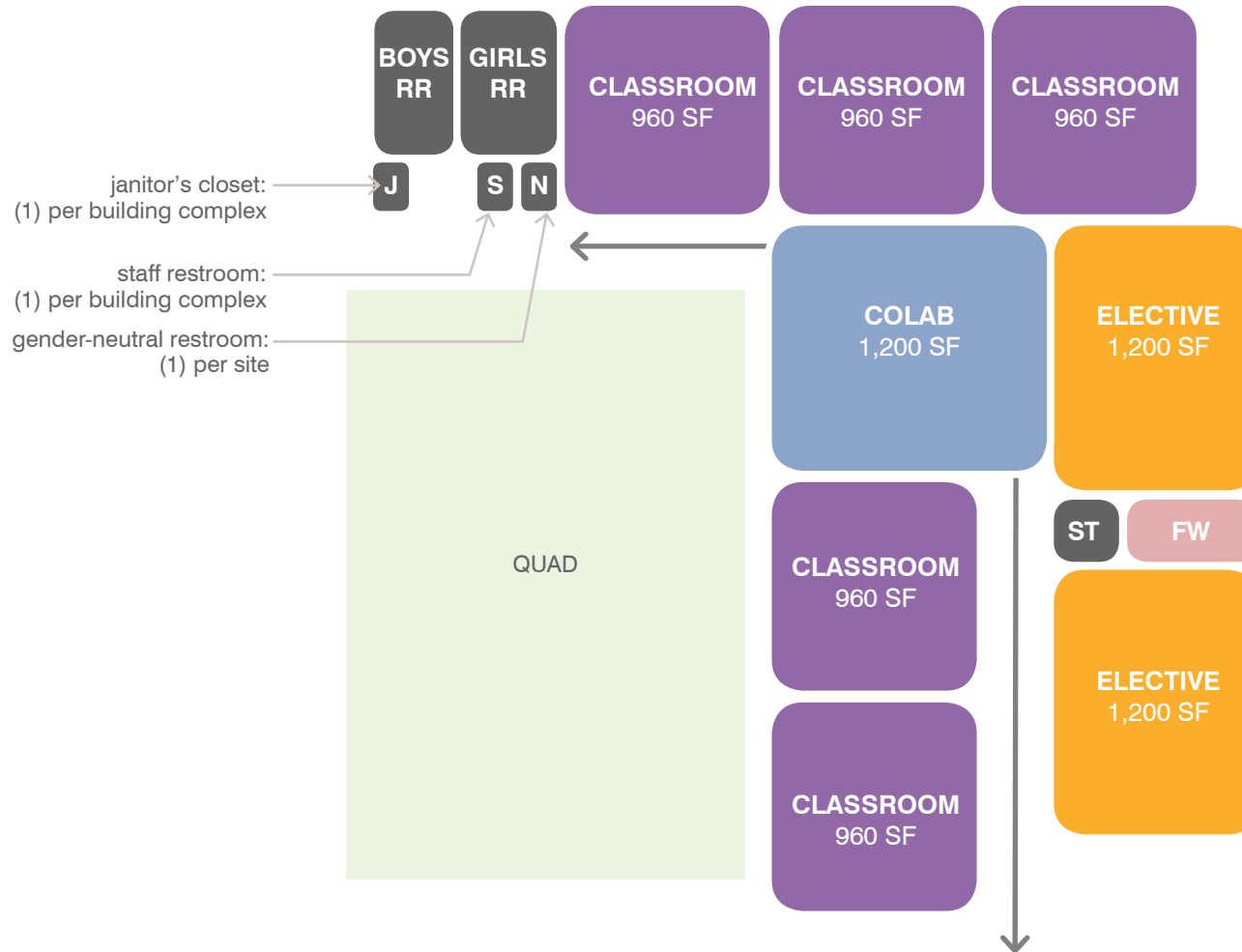
Each cluster should include a medium-sized team room that can be used for students or staff and a teacher work/storage area.

PROGRAM ACTIVITIES

- Collaborative groups / team and independent learning
- Aside conversations between teacher and student(s)
- For STEM / STEAM-type spaces:
 - Material and project storage
 - Material preparation

SECTION 3.4





SECTION 3.4






Furniture

- Utilize mobile furniture that can be re-arranged easily and with minimal effort, accommodating individual and group work.
- Include a variety of different / adjustable-height seating options such as soft furnishings and stools.
- Disperse mobile writable surfaces throughout.
- Provide desks to accommodate two to three additional adults (parent volunteers, teachers assistant, etc.).



Finishes

- Flooring should be carpet in whole-group area where students may be seated.
- Flooring should be resilient at the sink area and other areas designated as project area(s).
- Finishes should contribute to the acoustical qualities; include materials that absorb sound within the space.
- Provide writable and tackable wall surfaces.



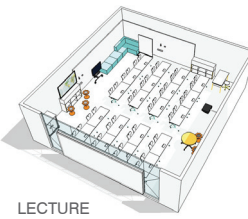
Equipment

- Computer “mini-lab” to include 10 to 12 computer stations.
- Integrated technology that accommodates presentation, documentation, seamless internet access, and student devices should be provided.
- Mobile presentation station
- Sink with bubbler

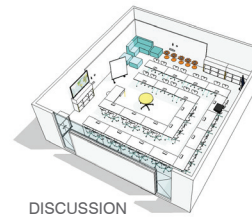
PROGRAM ACTIVITIES

- Critical foundational skills, strategies, and experiences
- Project-based learning / workshop teaching
- Hands-on / tactile learning
- Collaborative groups / team and independent learning
- Aside conversations between teacher and student(s)
- Art, science or music labs
- Interdisciplinary, learner-centered instruction with full integration of technology.
- Active and passive learning activities.
- Large lecture, small group, and individual work.
- Core subject instruction: Language Arts, Social Studies, Mathematics, etc.
- Material and project storage
- Material preparation

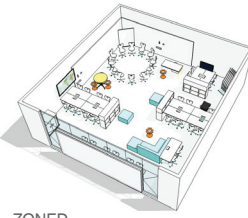
classroom configuration possibilities using the same furniture kit:



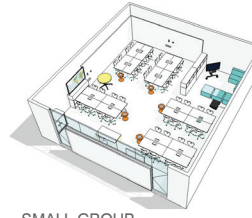
LECTURE



DISCUSSION



ZONED



SMALL GROUP

Flexible Furniture

DESIGN OBJECTIVES & CHARACTERISTICS

Promote 21st Century learning skills, collaboration, communication, critical thinking, and problem solving.

Spaces should be open, inviting, and engaging. Color and lighting strategies should be used appropriately, with technology in mind.

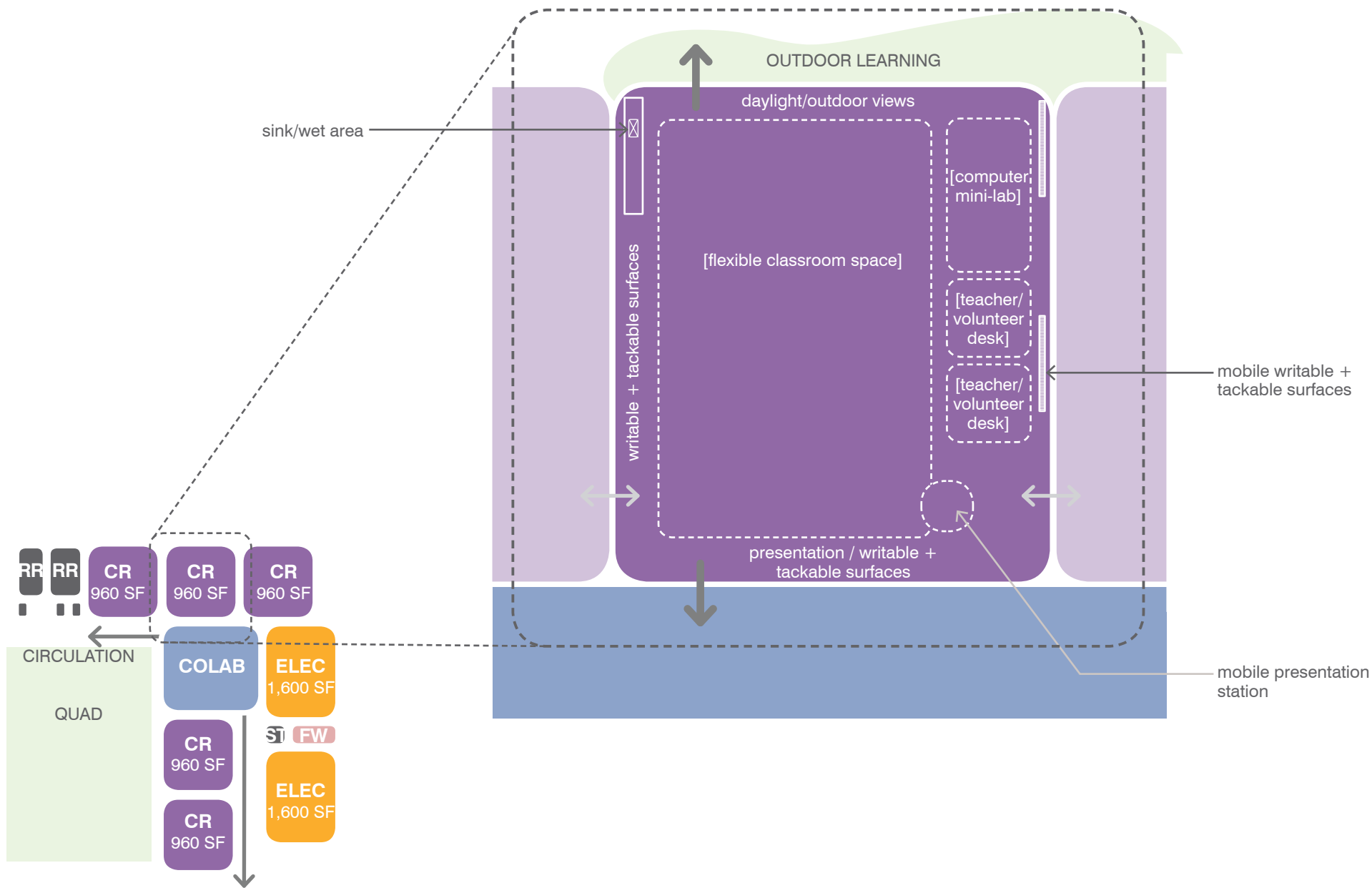
Consider lower ceilings that provide a sense of scale in areas that are dedicated to small groups or have an individual focus.

Utilize every space as a learning space through the use of flexible furniture and writable surfaces that are dispersed throughout and easily accessible by all users.

Emphasize the connection to the outdoors through window systems and/or doors / operable storefront systems.

SECTION 3.4





SECTION 3.4





Furniture

- Provide furniture that accommodates whole group lecture, small group work, and individual work.
- Consider furniture on casters. Include mobile storage and keep built-in casework to a minimum.
- Student tables and chairs should have the ability to adjust height.
- Provide a mobile teacher demonstration table.



Finishes

- All work surfaces should be chemical resistant and science grade.
- Flooring should be resilient, durable, and easy to clean.
- Consider furniture on casters with the ability to adjust height.
- Provide writable surfaces at presentation area.



Equipment

- Provide outlets at each built-in table that are protected from spills and other debris.
- Provide integrated video camera to magnify teacher instruction of hands-on techniques.
- Provide data/power/gas as required. Consider ceiling-mounted retractable system to maximize flexibility.
- Incorporate interior and exterior sinks for easy clean-up.



Hector Godinez High School

PROGRAM ACTIVITIES

- Large group instruction and demonstration
- Individual project-based learning and investigation
- Science lab experimentation and creative exploration
- Showcase and presentation of student work



Johnson Middle School

DESIGN OBJECTIVES & CHARACTERISTICS

“Future-proof” the space; provide full flexibility and adaptability.

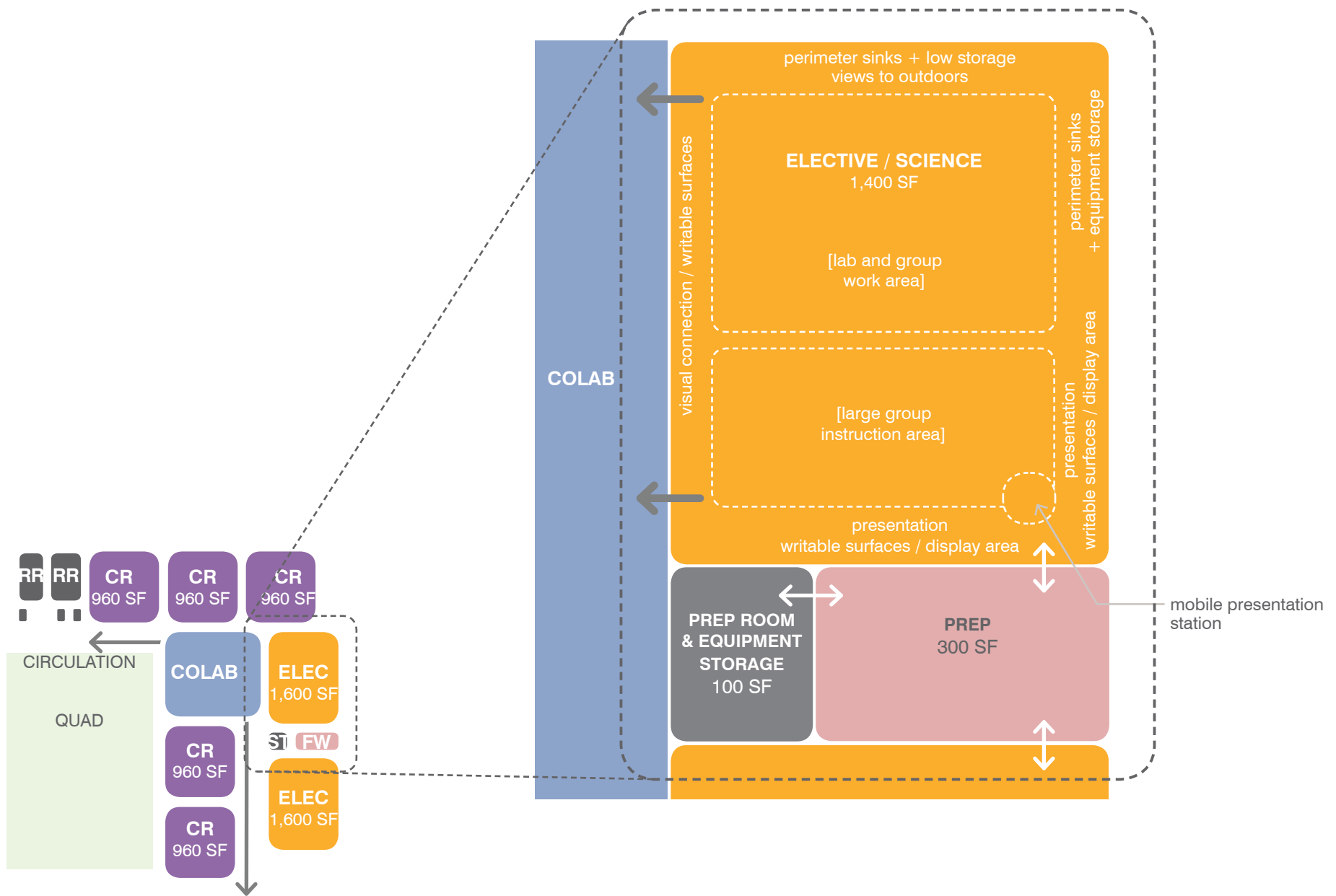
Create easy access to exterior learning courts.

Promote the sharing of materials with a Faculty Work room between Electives / Science spaces for materials preparation and storage. Include perimeter casework for equipment and in-progress project storage.

Accommodate Next Generation Science Standards while providing space for students to move and explore.

SECTION 3.4





SECTION 3.4




Furniture

- Casework at standing and seated working heights for reception and work rooms including lockable file storage.
- Health office should include casework with work area and lockable storage cabinets for student medicine. Include a refrigerator with ice maker and cubicle curtains at ceiling to separate the cot area.
- Provide soft, comfortable seating in the waiting area at the Lobby and in the Staff Lounge.



Finishes

- Finishes should contribute to the acoustical qualities of the space; include materials that absorb sound.
- Ceiling should be primarily acoustically absorptive material with limited areas of dropped hard lid.
- Utilize hallways and common areas for display of student work and announcements.



Equipment

- Provide presentation technology within the Volunteer Resource Room.
- The Staff Work room should have copy/printing capabilities linked to a computer station.



Arcadia Education Center

PROGRAM ACTIVITIES

- Front entry, welcome, check-in
- Administrative duties
- Conference and disciplinary meetings
- Health support
- Staff collaboration
- Secured storage
- Community resource room



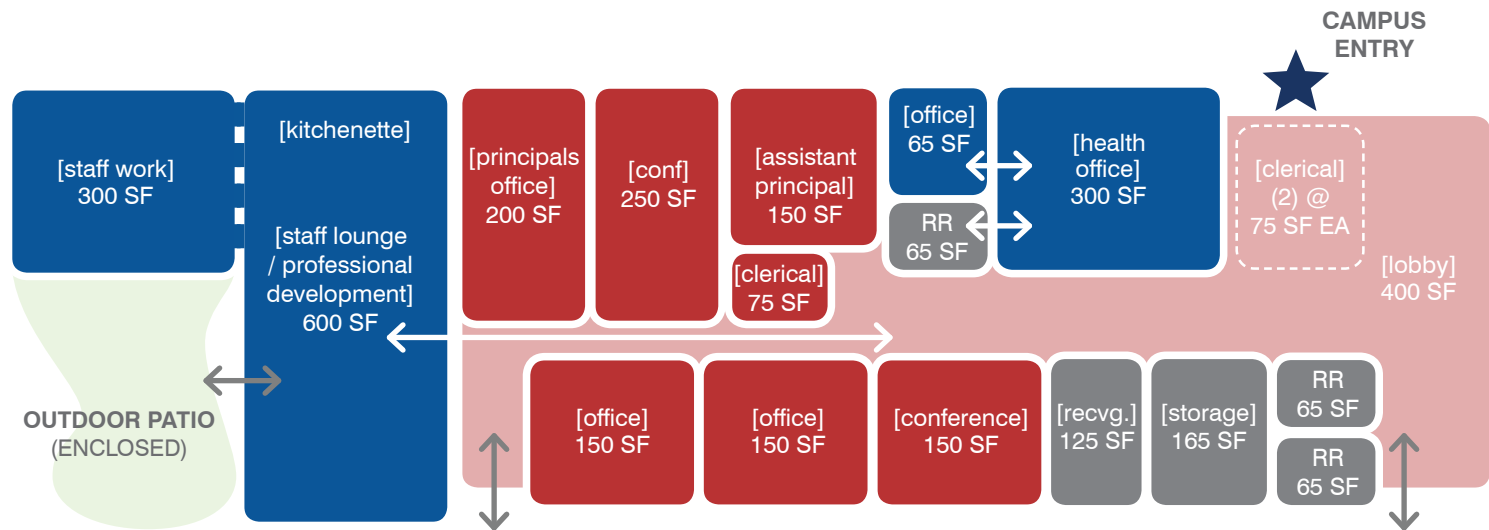
Arcadia High School

DESIGN OBJECTIVES & CHARACTERISTICS

The Administration office serves as the first point of contact for students, staff, parents, and visitors arriving to the school. The entry should be a welcoming, obvious presence to visitors and parents, and should create / define a secured, single-point of entry to the campus.

SECTION 3.4






SECTION 3.4



Furniture

- Provide tables and chairs for dining and assemblies that can be easily stored when not in use.



Finishes

- Flooring should be resilient, durable, and easy to clean.
- Finishes should contribute to the acoustical qualities of the space; include materials that absorb sound.
- Ceiling height should allow for recreational activities such as basketball.



Equipment


- Large projection screen with ceiling-mounted projector, audio projection with amplification, and wired microphone outlets. System should be appropriate for assemblies and other events.
- Integrated wireless internet throughout.
- Lighting appropriate for testing, presentation, assembly, or community event.



San Marcos High School

PROGRAM ACTIVITIES

- Assemblies and large group presentations
- Community use
- Food service and student dining
- Social gathering
- After school recreation activities
- Large group testing



Paramount High School

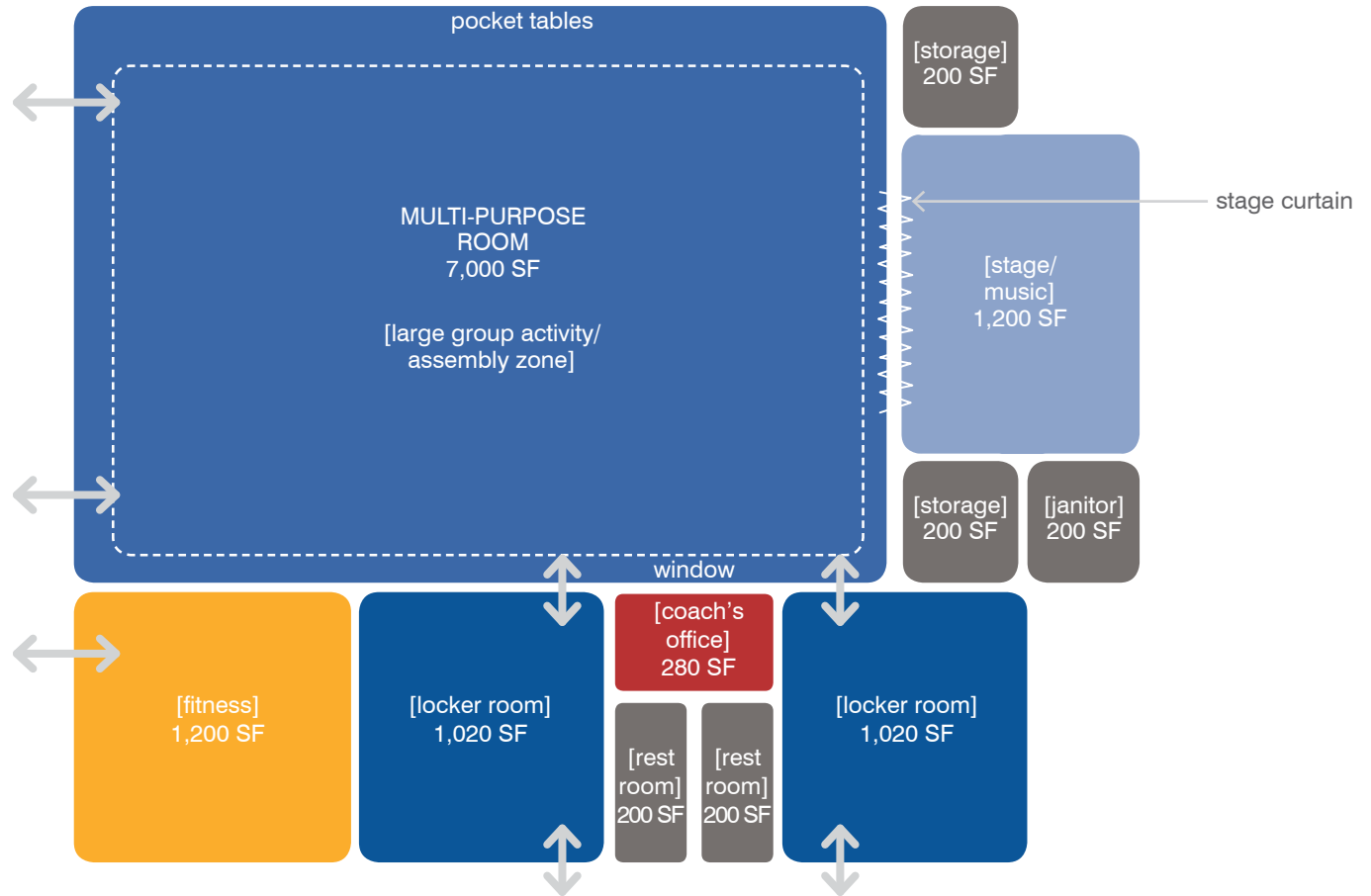
DESIGN OBJECTIVES & CHARACTERISTICS

The Multi-Purpose Room is a highly active space that enables social interactions within the school community in addition to its capacity for physical activities. This large space is host to presentations, performances, assemblies, large-group testing, and provides opportunity for shared community use.

Ideally, the MPR has capacity to hold the entire campus student body.

The MPR should have direct access to outdoor play spaces such as the hardcourts and playfields, and be accessible by service vehicles to the building's rear.

SECTION 3.4



SECTION 3.4

